


Tafels meppen



Benodigheden:

- 2 vliegenmeppers
- De kaartjes met antwoorden (eventueel gelamineerd)
- De tafelkaart per team/groepje (eventueel gelamineerd)

Uitleg:

- Zoek de tafels uit die je wilt gaan oefenen met de klas en leg deze met het getal naar boven op tafel.

Manier 1:

De kinderen komen aan beide kanten van de tafel achter elkaar staan. Het zijn dus twee teams. De leerkracht noemt een keersom. De twee kinderen vooraan in de rij meppen met de vliegenmepper op het juiste antwoord op tafel. Wie dat als eerste doet, heeft gewonnen en blijft vooraan staan. De ander gaat zitten of sluit achteraan aan. Ga net zo lang door totdat er een winnaar is uitgekomen of net zo lang als je wilt oefenen.


Manier 2:

De kinderen oefenen zelfstandig. Kind 1 leest een som voor, kind 2 mept op het juiste antwoord. De kinderen kunnen gebruik maken van de tafelkaart om de antwoorden te checken.


Manier 3

De kinderen werken zelfstandig in een drietal. De kinderen wisselen telkens van rol. Twee spelen tegen elkaar, de ander leest de som voor. De punten worden bijgehouden op een blaadje. De kinderen spelen een x aantal ronden. Nadat aantal kijken zij wie de meeste punten heeft gescoord.







1




6




2




7




3




8




4




9




5




10




2




12




4




14




6




16




8




18




10




20




3




18




6




21




9




24




12




27




15




30




4




24




8




28




12




32




16




36




20




40




5




30




10




35




15




40




20




45




25




50




6




36




12




42




18




48




24




54




30




60




7




42




14




49




21




56




28




63




35




70




8




48




16




56




24




64




32




72




40




80




9




54




18




63




27




72




36




81




45




90




10




60




20




70




30




80




40




90




50




100




11




66




22




77




33




88




44




99




55




110




12




72




24




84




36




96




48




108



60



120



TAFELKAART

Tafel van 1

$1 \times 1 = 1$

$2 \times 1 = 2$

$3 \times 1 = 3$

$4 \times 1 = 4$

$5 \times 1 = 5$

$6 \times 1 = 6$

$7 \times 1 = 7$

$8 \times 1 = 8$

$9 \times 1 = 9$

$10 \times 1 = 10$

Tafel van 2

$1 \times 2 = 2$

$2 \times 2 = 4$

$3 \times 2 = 6$

$4 \times 2 = 8$

$5 \times 2 = 10$

$6 \times 2 = 12$

$7 \times 2 = 14$

$8 \times 2 = 16$

$9 \times 2 = 18$

$10 \times 2 = 20$

Tafel van 3

$1 \times 3 = 3$

$2 \times 3 = 6$

$3 \times 3 = 9$

$4 \times 3 = 12$

$5 \times 3 = 15$

$6 \times 3 = 18$

$7 \times 3 = 21$

$8 \times 3 = 24$

$9 \times 3 = 27$

$10 \times 3 = 30$

Tafel van 4

$1 \times 4 = 4$

$2 \times 4 = 8$

$3 \times 4 = 12$

$4 \times 4 = 16$

$5 \times 4 = 20$

$6 \times 4 = 24$

$7 \times 4 = 28$

$8 \times 4 = 32$

$9 \times 4 = 36$

$10 \times 4 = 40$

Tafel van 5

$1 \times 5 = 5$

$2 \times 5 = 10$

$3 \times 5 = 15$

$4 \times 5 = 20$

$5 \times 5 = 25$

$6 \times 5 = 30$

$7 \times 5 = 35$

$8 \times 5 = 40$

$9 \times 5 = 45$

$10 \times 5 = 50$

Tafel van 6

$1 \times 6 = 6$

$2 \times 6 = 12$

$3 \times 6 = 18$

$4 \times 6 = 24$

$5 \times 6 = 30$

$6 \times 6 = 36$

$7 \times 6 = 42$

$8 \times 6 = 48$

$9 \times 6 = 54$

$10 \times 6 = 60$

Tafel van 7

$1 \times 7 = 7$

$2 \times 7 = 14$

$3 \times 7 = 21$

$4 \times 7 = 28$

$5 \times 7 = 35$

$6 \times 7 = 42$

$7 \times 7 = 49$

$8 \times 7 = 56$

$9 \times 7 = 63$

$10 \times 7 = 70$

Tafel van 8

$1 \times 8 = 8$

$2 \times 8 = 16$

$3 \times 8 = 24$

$4 \times 8 = 32$

$5 \times 8 = 40$

$6 \times 8 = 48$

$7 \times 8 = 56$

$8 \times 8 = 64$

$9 \times 8 = 72$

$10 \times 8 = 80$

Tafel van 9

$1 \times 9 = 9$

$2 \times 9 = 18$

$3 \times 9 = 27$

$4 \times 9 = 36$

$5 \times 9 = 45$

$6 \times 9 = 54$

$7 \times 9 = 63$

$8 \times 9 = 72$

$9 \times 9 = 81$

$10 \times 9 = 90$

Tafel van 10

$1 \times 10 = 10$

$2 \times 10 = 20$

$3 \times 10 = 30$

$4 \times 10 = 40$

$5 \times 10 = 50$





$6 \times 10 = 60$

$7 \times 10 = 70$

$8 \times 10 = 80$

$9 \times 10 = 90$

$10 \times 10 = 100$




Bedankt voor het downloaden van dit document!


Heel veel plezier ermee!
Je kunt het gratis met iedereen delen.

We zouden het leuk vinden als je onze social media bij anderen aanraadt! Tag je ons op Instagram en/of Facebook?

www.juffrouwfemke.com




[@juffrouw_femke](https://www.instagram.com/juffrouw_femke)



[Juffrouw Femke groep 8](https://www.facebook.com/juffrouw.femke.groep.8)



JUF
ANOUK



[@anouk_juf](https://www.instagram.com/anouk_juf)